



CAL STATE LA

CALIFORNIA STATE UNIVERSITY, LOS ANGELES

2019 STARS Report

October 21, 2019



CAL STATE LA

CALIFORNIA STATE UNIVERSITY, LOS ANGELES

CSC Subcommittees

| Climate Action Planning | Policies & Reporting | Zero Waste | Landscape Advisory |
|-------------------------|----------------------|-----------------|--------------------|
| Troy Allen | Emily Acevedo | Daniel Keenan | Yancey Modesto |
| Carmen Gachupin | Betty Kennedy | Jocelyn Stewart | Mick Murray |
| Nida Niravanh | Thomas Johnson | Kirby Williams | |
| Barbara Queen | | | |
| | | | |
| | | | |

| |
|------------------|
| Mine Ucok Hughes |
| Kirsten Fisher |
| Maryam Tofighi |
| Stephanie Nelson |
| Ugbad Farah |
| Aurora Sarmiento |

| |
|---------------------|
| Olga Correa |
| Alex Harwood |
| Mario Perez |
| Hannah Valliere |
| Marlen Millan-Osuna |
| Stephen Fleischer |





Tree Campus USA Standards

1. Campus Tree Advisory Committee
2. Campus Tree Care Plan
3. Campus Tree Program with Dedicated Annual Expenditures
4. Arbor Day Observance
5. Service Learning Project



California State University, Los Angeles

Is hereby recognized by the Association for the Advancement of Sustainability in Higher Education as a STARS Silver Institution based on its reported accomplishments in campus sustainability.

Awarded on July 17, 2019 and valid for three years.








Meghan Fay Zahniser

Meghan Fay Zahniser, Executive Director



| Recognition Level | Minimum Overall Score |
|-------------------|-----------------------|
|-------------------|-----------------------|

| | | |
|---|----------------------|-----|
|  | Reporter designation | n/a |
|  | Bronze Rating | 25 |
|  | Silver Rating | 45 |
|  | Gold Rating | 65 |
|  | Platinum Rating | 85 |

53.50
49.13

July 17, 2019
June 6, 2016



Curriculum +

19.55 / 40.00



Score
Quartiles ?

Credit

Status

Points

| | | |
|------------------------------------|------------|--------------|
| Academic Courses | ✓ Complete | 9.05 / 14.00 |
| Learning Outcomes | ✓ Complete | 0.00 / 8.00 |
| Undergraduate Program | ✓ Complete | 1.50 / 3.00 |
| Graduate Program | ✓ Complete | 3.00 / 3.00 |
| Immersive Experience | ✓ Complete | 2.00 / 2.00 |
| Sustainability Literacy Assessment | ✓ Complete | 0.00 / 4.00 |
| Incentives for Developing Courses | ✓ Complete | 0.00 / 2.00 |
| Campus as a Living Laboratory | ✓ Complete | 4.00 / 4.00 |

Academic Courses (65%)

- **Goal:** Increase percentage of sustainability courses from 7.62% to 20%+ of total course offerings

Learning Outcomes (0%)

- **Goal:** All academic programs adopt at least one sustainability learning outcome

Undergraduate Program (50%)

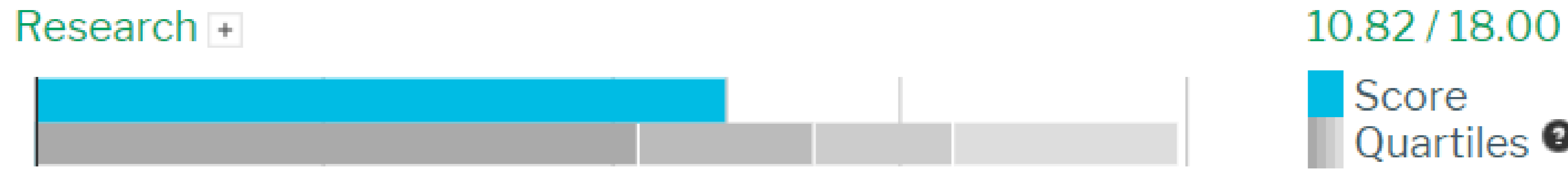
- **Goal:** Create at least one sustainability-focused degree program for undergraduate students

Sustainability Literacy Assessment (0%)

- **Goal:** Administer pre- and post-sustainability literacy assessment to student body

Incentives for Developing Courses (0%)

- **Goal:** Incentives program for faculty to develop sustainability-related courses



| Credit | Status | Points |
|--------------------------|------------|--------------|
| Research and Scholarship | ✓ Complete | 6.82 / 12.00 |
| Support for Research | ✓ Complete | 3.00 / 4.00 |
| Open Access to Research | ✓ Complete | 1.00 / 2.00 |

Research and Scholarship (57%)

- **Goal:** 1) Increase percentage of faculty and staff engaged in sustainability research from 11.86% to 15%+
2) Increase percentage of departments engaged in sustainability research from 26% to 75%+

Support for Research (75%)

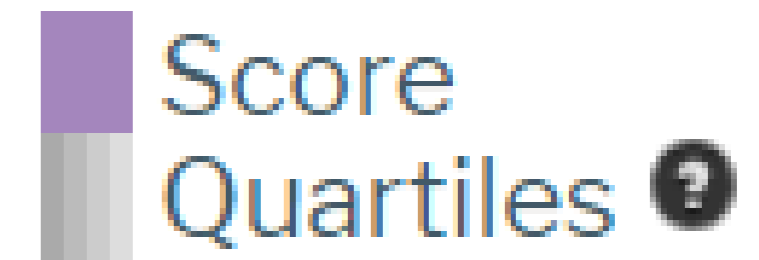

- **Goal:** Published written policies and procedures that give positive recognition to interdisciplinary, transdisciplinary, and multidisciplinary research during faculty promotion and/or tenure decisions

Open Access to Research (50%)

- **Goal:** Open access policy for scholarly articles by faculty and staff covers entire campus

Campus Engagement +

10.00 / 21.00



Credit

Status

Points

Student Educators Program

✓ Complete

0.00 / 4.00

Student Orientation

✓ Complete

2.00 / 2.00

Student Life

✓ Complete

1.50 / 2.00

Outreach Materials and Publications

✓ Complete

2.00 / 2.00

Outreach Campaign

✓ Complete

4.00 / 4.00

Assessing Sustainability Culture

✓ Complete

0.50 / 1.00

Employee Educators Program

✓ Complete

0.00 / 3.00

Employee Orientation

✓ Complete

0.00 / 1.00

Staff Professional Development

✓ Complete

0.00 / 2.00

Student Educators Program (0%)

- Goal: Ongoing peer-to-peer sustainability outreach and education program(s) serving all students

Student Life (75%)

- Goal: Establish one or more co-curricular sustainability programs (i.e., outdoors program, themed first-year experience, life skills program, student employment opportunities, graduation pledges, etc.)

Assessing Sustainability Culture (50%)

- Goal: Administer longitudinal assessment to the entire campus community, directly or by representative sample.

Employee Educators Program (0%)

- Goal: Create ongoing staff/faculty peer-to-peer sustainability outreach and education program

Employee Orientation (0%)

- Goal: Cover sustainability topics in new employee orientation and/or in outreach materials

Staff Professional Development (0%)

- Goal: 75%+ of regular staff participates in annual professional development/training in sustainability

Public Engagement +

10.89 / 20.00



| Credit | Status | Points |
|--------------------------------|------------|-------------|
| Community Partnerships | ✓ Complete | 3.00 / 3.00 |
| Inter-Campus Collaboration | ✓ Complete | 3.00 / 3.00 |
| Continuing Education | ✓ Complete | 4.52 / 5.00 |
| Community Service | ✓ Complete | 0.37 / 5.00 |
| Participation in Public Policy | ✓ Complete | 0.00 / 2.00 |
| Trademark Licensing | ✓ Complete | 0.00 / 2.00 |

Continuing Education (90%)

- **Goal:** Increase percentage of continuing education courses that address sustainability from 8.41% to 10%+

Community Service (7%)

- **Goal:** Engage entire student body in community service (3 pts) or an average of 20 hours per student per year (2 pts); v2.2 recognize incentives for employee community service (0.5 pts)

Participation in Public Policy (0%)

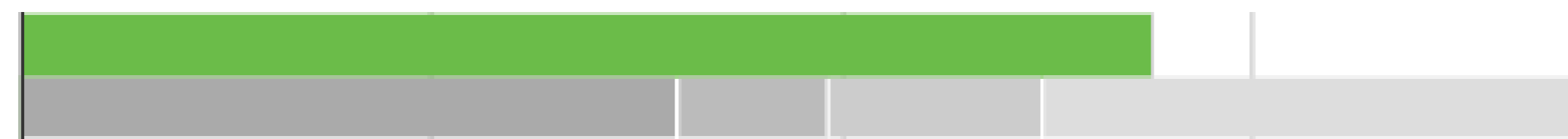
- **Goal:** Public policy advocacy with support of the institution's top administrators and/or governing bodies

Trademark Licensing (0%)

- **Goal:** Become a member of the Fair Labor Association or the Worker Rights Consortium (logos on apparel); v2.2 awards partial points for labor code of conduct

Air & Climate +

7.55 / 11.00



Score
Quartiles ?

Credit

Status

Points

Greenhouse Gas Emissions

✓ Complete

6.55 / 10.00

Outdoor Air Quality

✓ Complete

1.00 / 1.00

Buildings +

1.53 / 8.00



Score
Quartiles ?

Credit

Status

Points

Building Operations and Maintenance

✓ Complete

0.00 / 5.00

Building Design and Construction

✓ Complete

1.53 / 3.00

Energy +

2.93 / 10.00



Score
Quartiles ?

Credit

Status

Points

Building Energy Consumption

✓ Complete

2.90 / 6.00

Clean and Renewable Energy

✓ Complete

0.03 / 4.00

Greenhouse Gas Emissions (66%)

- Goal: Validate or verify GHG inventory (2 pts), and achieve net zero Scope1 and 2 GHG emissions (8 pts)

Building Operations and Maintenance (0%)

- Goal: Certify all eligible buildings at highest levels under a rating system for existing buildings, e.g. LEED

Building Design and Construction (51%)

- Goal: Certify all buildings completed during the previous five years at highest levels

Building Energy Consumption (48%)


- Goal: Reduce building energy consumption per gross square foot (GSF)

Clean and Renewable Energy (1%)

- Goal: Use renewable energy sources and/or purchase RECs equivalent to 100% of total campus energy use

Food & Dining +

1.63 / 8.00



| Credit | Status | Points |
|------------------------------|------------|-------------|
| Food and Beverage Purchasing | ✓ Complete | 0.00 / 6.00 |
| Sustainable Dining | ✓ Complete | 1.63 / 2.00 |

Grounds +

1.00 / 3.00



| Credit | Status | Points |
|----------------------|------------|---------------|
| Landscape Management | ✓ Complete | 0.00 / 2.00 |
| Biodiversity | ✓ Complete | 1.00 / 1.00 ? |

Landscape Management (0%)

- **Goal:** Manage campus grounds with an Integrated Pest Management (IPM) program, and without use of inorganic fertilizers and chemical pesticides, fungicides and herbicides

Food and Beverage Purchasing (0%)

- **Goal:** 75%+ of food and beverage expenditures on 3rd party verified or local/community-based products (3 pts), and limit purchase of conventional animal products (2 pts)

Sustainable Dining (82%)

- **Goal:** Develop any of the following: 1) published sustainable dining policy, 2) source food from a campus garden or farm, 3) host sustainability-themed meals, 4) health and wellness initiatives, 5) pre- or post-consumer composting program

Sustainable Procurement (0%)


- **Goal:** Written policy to support sustainable purchasing (up to 2 pts), and Life Cycle Cost Analysis (LCCA) when evaluating all energy- and water-using products/systems (1 pt)

Cleaning and Janitorial Purchasing (88%)

- **Goal:** Purchase exclusively green cleaning and janitorial paper products (incremental points awarded)

Office Paper Purchasing (40%)

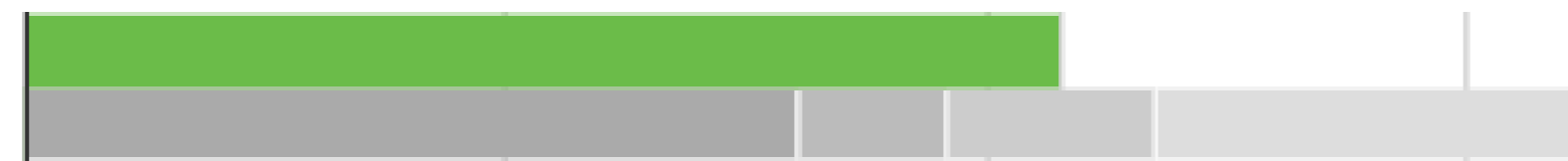
- **Goal:** Purchase exclusively office paper that contains 90-100 percent post-consumer recycled and/or agricultural residue content and/or is FSC Recycled certified



| Credit | Status | Points |
|------------------------------------|------------|-------------|
| Sustainable Procurement | ✓ Complete | 0.00 / 3.00 |
| Electronics Purchasing | ✓ Complete | 1.00 / 1.00 |
| Cleaning and Janitorial Purchasing | ✓ Complete | 0.88 / 1.00 |
| Office Paper Purchasing | ✓ Complete | 0.40 / 1.00 |

Transportation +

3.81 / 7.00



Score
Quartiles

| Credit | Status | Points |
|--|------------|-------------|
| Campus Fleet | ✓ Complete | 0.49 / 1.00 |
| Student Commute Modal Split | ✓ Complete | 0.98 / 2.00 |
| Employee Commute Modal Split | ✓ Complete | 0.54 / 2.00 |
| Support for Sustainable Transportation | ✓ Complete | 1.80 / 2.00 |

Campus Fleet (49%)

- Goal: Make all vehicles in campus fleets alternatively fueled and/or powered

Student Commute Modal Split (49%)


- Goal: All students use more sustainable modes of transportation for getting to and from campus

Employee Commute Modal Split (27%)

- Goal: All employees use more sustainable modes of transportation for getting to and from campus

Support for Sustainable Transportation (90%)

- Goal: Implement as 1+ of the following: 1) bicycle and pedestrian plan or policy, 2) bicycle-sharing program, 3) telecommuting program for employees, and/or 4) programs to encourage employees to live close to campus



| Credit | Status | Points |
|---|------------|-------------|
| Waste Minimization and Diversion | ✓ Complete | 3.84 / 8.00 |
| Construction and Demolition Waste Diversion | ✓ Complete | 0.92 / 1.00 |
| Hazardous Waste Management | ✓ Complete | 0.50 / 1.00 |



| Credit | Status | Points |
|----------------------|------------|----------------------------|
| Water Use | ✓ Complete | 6.00 / 6.00 ? |
| Rainwater Management | ✓ Complete | 0.50 / 2.00 |

Waste Minimization and Diversion (48%)

- **Goal:** Divert 90%+ of waste from landfill through recycling, composting, donating or re-selling

Construction and Demolition Waste Diversion (92%)

- **Goal:** Divert all of their non-hazardous C&D waste from the landfill or incinerator

Hazardous Waste Management (50%)

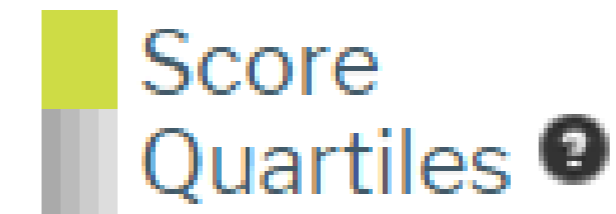
- **Goal:** Goal: Participate in a program to responsibly recycle, reuse, and/or refurbish electronic waste

Rainwater Management (25%)

- **Goal:** Comprehensive rainwater management policy that incorporates green infrastructure, covers the entire campus, and mandate the use of LID practices

Coordination & Planning +

7.75 / 8.00



Version 2.2

| Credit | Status | Points |
|--------|--------|--------|
|--------|--------|--------|

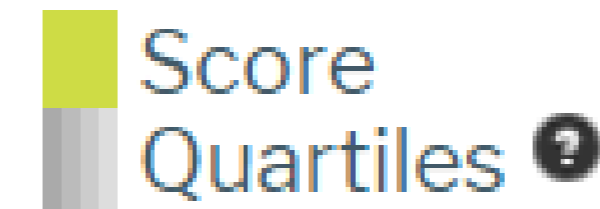
| | | |
|-----------------------------|------------|-------------|
| Sustainability Coordination | ✓ Complete | 1.00 / 1.00 |
| Sustainability Planning | ✓ Complete | 4.00 / 4.00 |
| Participatory Governance | ✓ Complete | 2.75 / 3.00 |

Sustainability Planning

- Additional points awarded for having sustainability integrated into strategic plan (or equivalent)

Diversity & Affordability +

6.74 / 10.00



| Credit | Status | Points |
|--------|--------|--------|
|--------|--------|--------|

| | | |
|-------------------------------------|------------|-------------|
| Diversity and Equity Coordination | ✓ Complete | 1.33 / 2.00 |
| Assessing Diversity and Equity | ✓ Complete | 0.63 / 1.00 |
| Support for Underrepresented Groups | ✓ Complete | 1.58 / 3.00 |
| Affordability and Access | ✓ Complete | 3.20 / 4.00 |

Reporting Assurance (1 pt)

- New credit for successfully completing an assurance process using the AASHE Review Template
- Additional points awarded for peer or third party review

Participatory Governance (92%)

- **Goal:** Include non-supervisory staff members as elected representative on highest governing body

Diversity and Equity Coordination (67%)

- **Goal:** Have all students, staff, and faculty have participate in cultural competence trainings and activities

Assessing Diversity and Equity (63%)

- **Goal:** Structured assessment process addresses employee outcomes related to diversity and equity (e.g. pay and retention rates for underrepresented groups), and summary results are publicly posted

Support for Underrepresented Groups (53%)

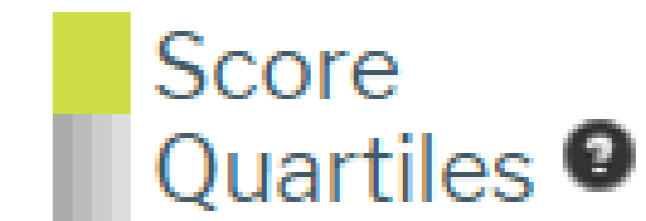

- **Goal:** Program to support students from underrepresented groups for careers as faculty members
 - Program to recruit students, staff and/or faculty from underrepresented groups
 - Mentoring, counseling, peer/academic support for students, staff and/or faculty from underrepresented groups

Affordability and Access (80%)

- **Goal:** Increase entering students that are low-income (73%), graduation/success rate for low-income students (44%), need met for students who were awarded any need-based aid (68%), and/or students graduating with no interest-bearing student loan debt or for whom no out-of-pocket tuition is required (35%)

Investment & Finance +

6.00 / 7.00



Credit

Status

Points

Committee on Investor Responsibility

✓ Complete

2.00 / 2.00

Sustainable Investment

✓ Complete

4.00 / 4.00

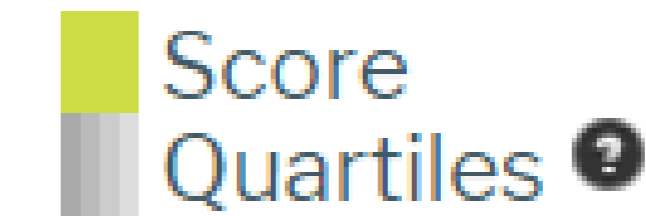
Investment Disclosure

✓ Complete

0.00 / 1.00

Wellbeing & Work +

3.83 / 7.00



Credit

Status

Points

Employee Compensation

✓ Complete

1.05 / 3.00

Assessing Employee Satisfaction

✓ Complete

0.50 / 1.00

Wellness Program

✓ Complete

1.00 / 1.00

Workplace Health and Safety

✓ Complete

1.28 / 2.00

Investment Disclosure (0%)

- Goal: Make a snapshot of entire investment holdings publicly available, including specific funds and/or companies

Employee Compensation (35%)

- Goal: Total compensation provided to lowest paid regular employee meets or exceeds 200% of the living wage, and 100% of contract employees receive a living wage

Assessing Employee Satisfaction (50%)

- Goal: Increase percentage of employees assessed (50%) to measure employee satisfaction and engagement during the previous three years

Workplace Health and Safety (64%)

- Goal: Reduce recordable workplace injuries and occupational disease cases

Innovation & Leadership

Hydrogen Fueling Station

Solar Canopies

Campus Resilience Challenge

Green Revolving Fund

Mind Matters

WaiveCar

Single-Use Plastics Policy

Metro U-Pass Program

Green Campus Program

Tree Campus USA

Water Management Plan

Cooling Center Program

Green Walls

Food Pantry

Student Farm

Food Recovery Network

Food Forward

Imperfect Produce

Hunger Action LA

Annual Energy Challenge

Alternative Workweek Schedule

Adjust Academic Scheduling

Promote Active Transportation

Carbon Fee for Business-Related Air Travel

EPIC Program

Organics Composting System

Positive Impact Points (PIPs) Rewards



CAL STATE LA
CALIFORNIA STATE UNIVERSITY, LOS ANGELES

Brad Haydel

Facilities, Planning, Design & Construction

CALIFORNIA STATE UNIVERSITY, LOS ANGELES

5151 State University Drive, Los Angeles, CA 90032

Phone

323.343.5782

Email

bhaydel@calstatela.edu

| CSU Campus | STARS Rating | Carbon Commitment | Resilience Commitment | Neutrality Target |
|-----------------|--------------|-------------------|-----------------------|-------------------|
| Bakersfield | Silver | | | <i>pending</i> |
| Cal Maritime | | | | |
| Channel Islands | Gold | | | <i>pending</i> |
| Chico | Gold | 2011 | | 2030 |
| Dominguez Hills | Bronze | | | |
| East Bay | Bronze | 2018 | | 2040 |
| Fresno | | | | |
| Fullerton | Silver | 2015 | | 2050 |
| Humboldt | Gold | 2017 | | 2050 |
| Long Beach | Silver | 2014 | | 2030 |
| Los Angeles | Silver | 2019 | 2019 | 2045 |
| Monterey Bay | Silver | 2013 | | 2030 |
| Northridge | Gold | 2016 | | 2040 |
| Pomona | Silver | 2009 | | 2030 |
| Sacramento | Gold | 2018 | | 2040 |
| San Bernardino | | | | |
| San Diego | Silver | 2017 | | 2050 |
| San Francisco | Silver | 2010 | | <i>pending</i> |
| San Jose | Gold | | | |
| San Luis Obispo | Gold | | | 2030 |
| San Marcos | Silver | | | |
| Sonoma | Bronze | | | <i>pending</i> |
| Stanislaus | | | | |
| TOTAL: | 19 | 17 | 10 | |

SDG integration



| | | |
|----|-------------------|--|
| AC | Curriculum | Center for Sustainability Across the Curriculum Online Sustainability Course Sustainability Course Designation |
| | Research | Academy-Industry Connections Laboratory Animal Welfare |
| EN | Campus Engagement | Network for Student Social Innovation |
| | Public Engagement | Anchor Institution Network Community Garden Fair Trade Campus Green Athletics Green Event Certification Program Hospital Network Voter Education and Support |
| OP | Air & Climate | Carbon Mitigation Project Development Nitrogen Footprint |
| | Buildings | Green Cleaning Certification Green Laboratory Program |
| | Energy | Energy System Certification |
| | Food & Dining | Dining Services Certification |
| | Grounds | Grounds Certification Pest Management Certification |
| | Purchasing | Spend Analysis |
| | Transportation | Bicycle Friendly University Fleet Certification |
| | Waste | Single-Use Plastic Ban Zero Waste Certification |
| | Water | Natural Wastewater Systems Stormwater Modeling Water Balance |

| | | |
|----|---------------------------|---|
| PA | Coordination & Planning | External Reporting Assurance Social Enterprise Stakeholder Engagement Standard |
| | Diversity & Affordability | Campus Pride Index Diversity and Equity Recognition Sanctuary Institution Serving Underrepresented Students Sustainability Office Diversity Program Textbook Affordability Work College |
| | Investment & Finance | Sustainability Projects Fund |
| - | Wellbeing & Work | Food Bank Full-Time Faculty Employment Health and Safety Management Certification Pay Scale Equity Student Living Wage Wellbeing Certification |
| | Any | Innovation A Innovation B Innovation C Innovation D |

Innovation & Leadership Categories